

GP2

MULTI-FUNCTION TIMERS

Industrial Timer Company

30 Industrial Park Road

Centerbrook, CT 06409

800-394-7130

www.industrialtimercompany.com



DESCRIPTION

The GP2 is a multi-function, high precision automatic reset timer. It features a total of four sets of switch contacts making it extremely versatile and able to function as either a time delay or an interval timer. Among its many features are plug-in convenience that allows for simple time-range change, a run pilot light, and complete remote control. The unit is virtually dust and moisture proof, and designed to operate over a very wide temperature range. An optional reverse clutch is available.

APPLICATION

These timers are designed for applications requiring high repetitive accuracy combined with the flexibility provided by the additional load switches. Typical applications include: plastic injection molding machines, packaging equipment, machine tools and material handling equipment.

STANDARD MODELS

Model Number	Maximum Time Cycle	Minimum Time Cycle	Dial Division
GP2-15S	15 sec.	.5 sec.	.25 sec.
GP2-30S	30 sec.	1 sec.	.5 sec.
GP2-60S	60 sec.	2 sec.	1 sec.
GP2-150S	150 sec.	4.5 sec.	2 sec.
GP2-5M	5 min.	9 sec.	3 sec.
GP2-15M	15 min.	30 sec.	15 sec.
GP2-30M	30 min.	1 min.	.5 min
GP2-60M	60 min.	2 min.	1 min
GP2-150M	150 min.	4.5 min.	2 min
GP2-5H	5 hr.	9 min.	3 min

SPECIFICATIONS

Repeat Accuracy	5 second unit, ± 0.05 seconds of indicator position. All other units, $\pm .5\%$ of full scale.
Reset Time	Less than 0.5 seconds for full scale
Load Switch Contacts	10 amps non-inductive
Wiring	All housing connections are on screw type terminals; plug-in timer does not require wiring.
Voltage	120V/60Hz standard. Consult factory for other voltages and frequencies.
Temperature Range	32°F to 104°F
Agency Approval	UL, CSA

GP2

MULTI-FUNCTION TIMERS

Industrial Timer Company

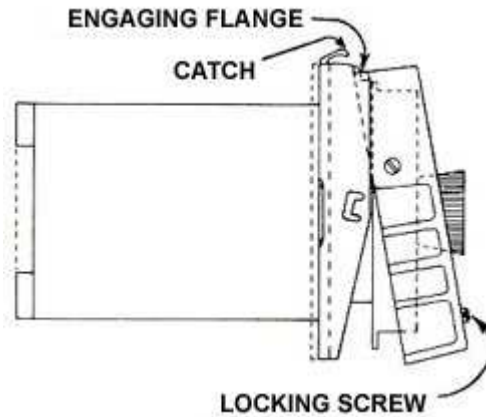
30 Industrial Park Road

Centerbrook, CT 06409

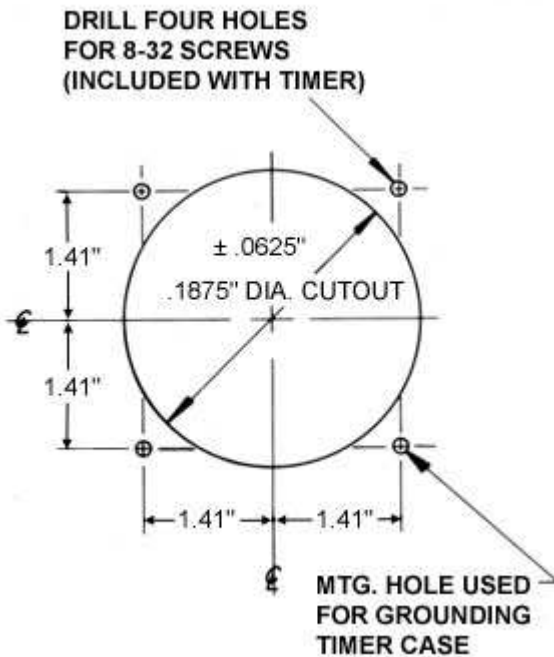
800-394-7130

www.industrialtimercompany.com

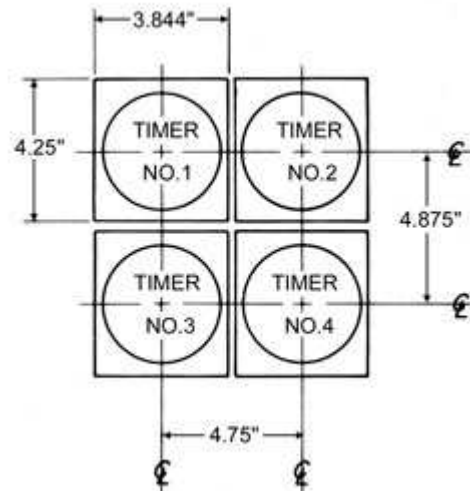
INSTALLATION AND REMOVAL OF TIMER



MOUNTING HOLE REQUIREMENTS



MINIMUM SPACING



GP2

MULTI-FUNCTION TIMERS

MOUNTING DIMENSIONS

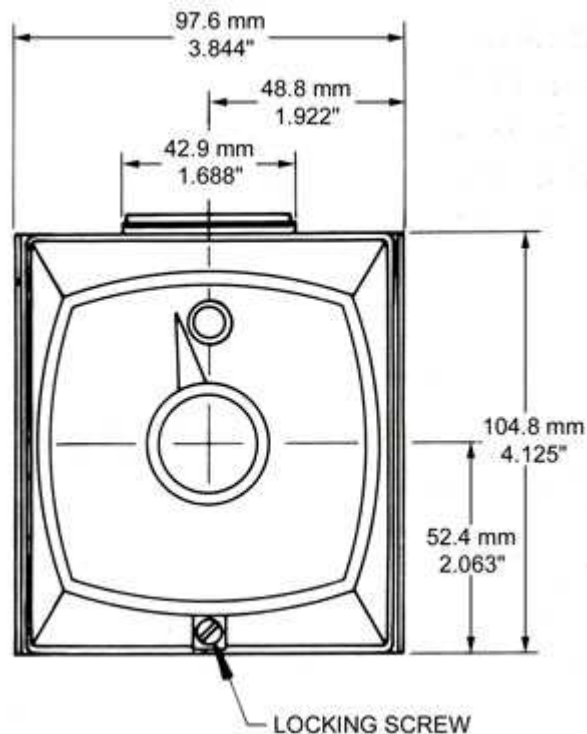
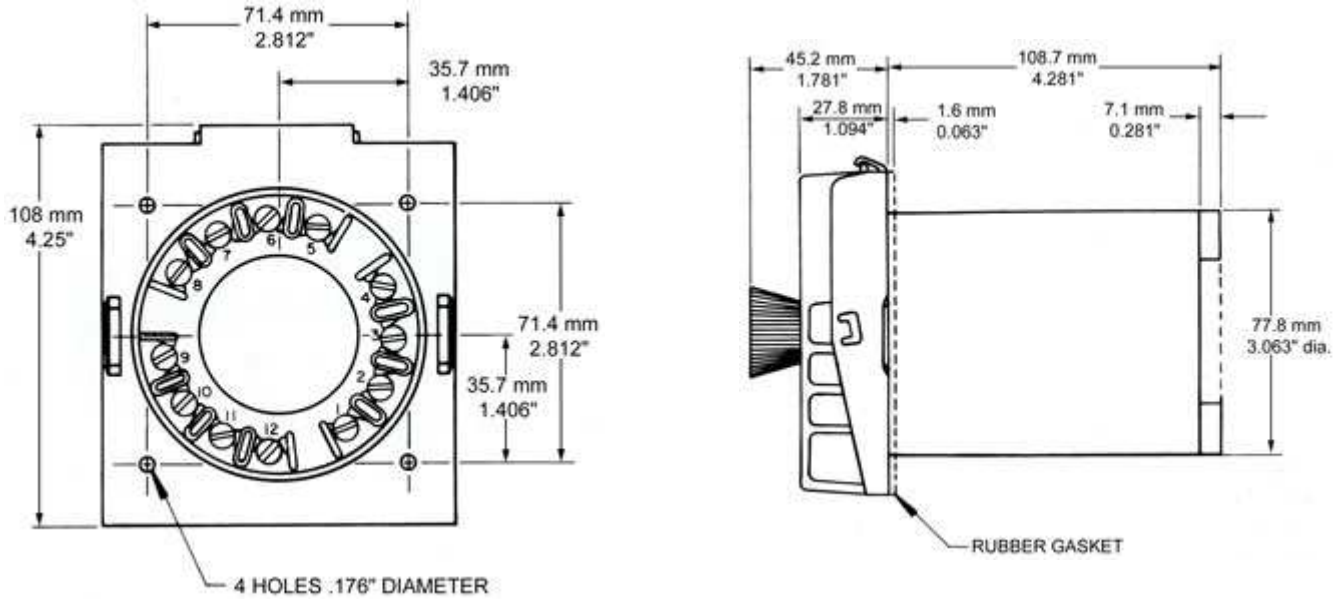
Industrial Timer Company

30 Industrial Park Road

Centerbrook, CT 06409

800-394-7130

www.industrialtimercompany.com



GP2

MULTI-FUNCTION TIMERS

CIRCUIT WIRING

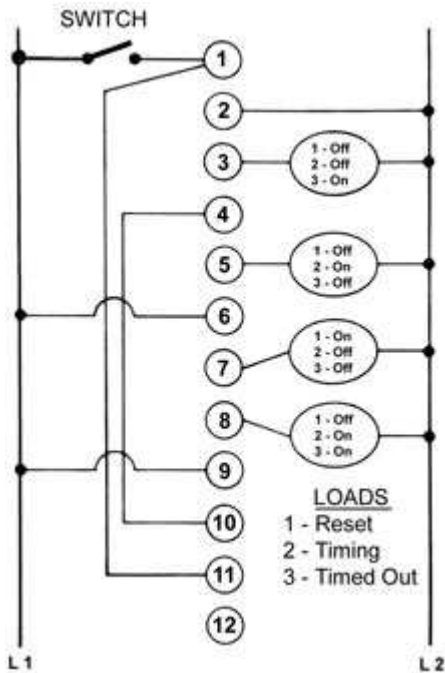
Industrial Timer Company

30 Industrial Park Road

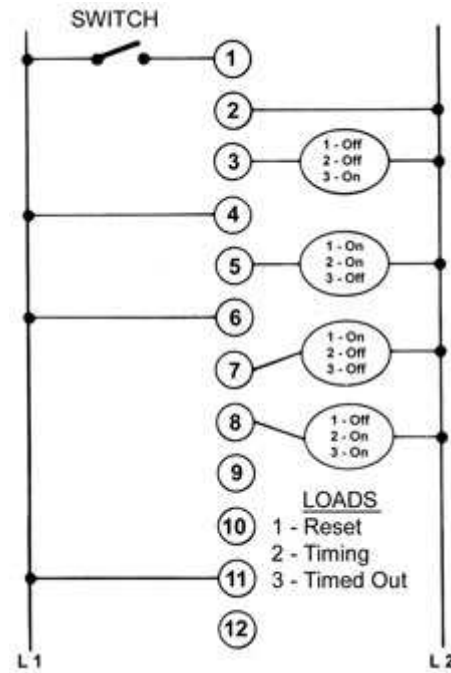
Centerbrook, CT 06409

800-394-7130

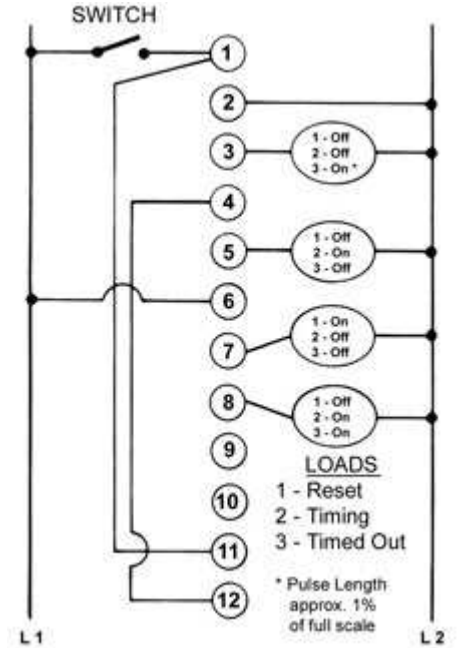
www.industrialtimercompany.com



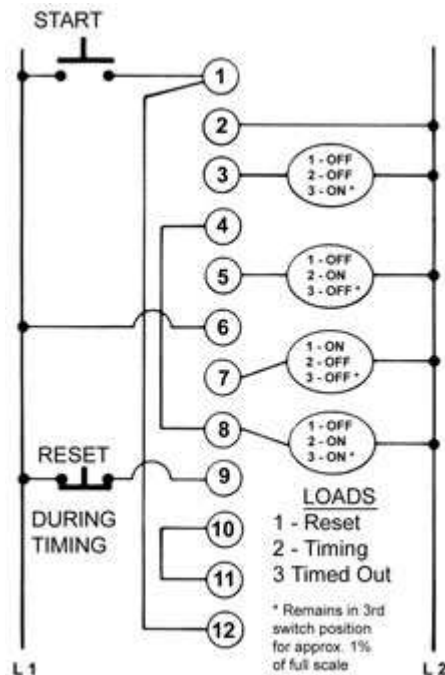
Sustained Control Switch –
Close switch to start, open to reset.



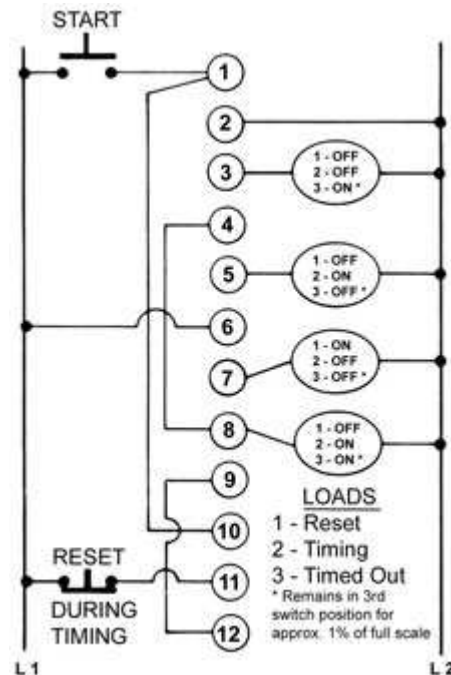
Sustained Control Switch –
Motor runs continuously at reset. Close switch to start, open to reset.



Sustained Control Switch –
To obtain short powered pulse at zero or timed out position. Close switch to start, open to reset.



Momentary Control Switch – Close to start. Resets automatically.



Momentary Control Switch – Close to start, resets automatically. Motor runs continuously at reset.

GP2

MULTI-FUNCTION TIMERS

CIRCUIT WIRING (CONTINUED)

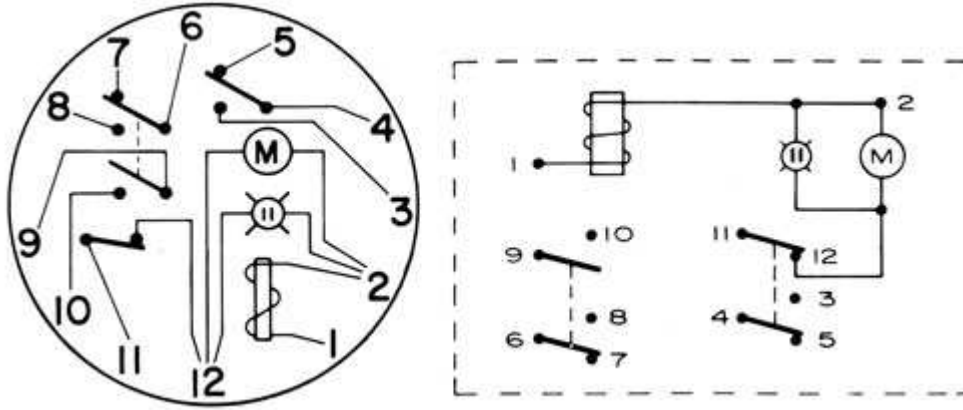
Industrial Timer Company

30 Industrial Park Road

Centerbrook, CT 06409

800-394-7130

www.industrialtimercompany.com



Delayed Contacts – Contacts 4 – 3 close and 4 – 5 open when timer reaches zero. Contacts 11 – 12 open slightly later than delayed contacts. Contacts 11 – 12 and 4 – 5 reset when timer resets.

Instantaneous Contacts – Contacts 9 – 10 and 6 – 8 close and 6 – 7 open when clutch coil is energized.. When clutch coil is de-energized contact 9 – 10 opens, 6 – 7 closes and 6 – 8 opens.